



Joshua 1:9 'Be strong and courageous; do not be afraid, do not be discouraged, for the Lord your God will be with you wherever you go'.

We want our pupils to grow in confidence; to be empowered.

'Our School is a Christian community in which pupils, staff, parents, governors and parishioners are working together, within a safe, healthy and stimulating learning environment, to achieve education of the highest possible quality, in order to prepare pupils to meet the challenge of their futures.'

'We celebrate the value of each child and set high expectations of them in our endeavours to sustain and develop their gifts and talents.'

Date Adopted	Summer 1 2026
Signed (Governors)	R Lord
Signed (Headteacher)	E A Travis
Date for review	Summer 1 2027

Contents

1. Aims and scope	2
2. Legislation and guidance	2
3. Definitions	3
4. Roles and responsibilities	5
5. Acceptable uses of force	6
6. Unacceptable uses of force	7
7. Using reasonable force to search pupils	7
8. Prevention and de-escalation strategies	7
9. Deciding when the use of restrictive interventions is appropriate	8
10. Considerations for pupils with SEND.....	9
11. Training and risk assessments	10
12. Recording and reporting arrangements.....	10
13. Complaints and allegations	12
14. Monitoring and review.....	13
15. Links with other policies.....	13

1. Aims and scope

At Holy Trinity Dobcross we strive to create a safe, secure and supportive environment for all our pupils and staff.

There are times when the use of restrictive interventions, including reasonable force and seclusion, is lawful and necessary to keep people safe. However, we understand that the use of restrictive interventions can have a significant impact on pupils, staff and parents/carers. In our school, they are only ever considered as a last resort, once all other prevention and de-escalation strategies have been exhausted.

This policy aims to:

- Minimise the need to use restrictive interventions, through early support, prevention and de-escalation strategies
- Help school staff feel confident in knowing how to use restrictive interventions safely, appropriately and lawfully, when they are necessary
- Clearly set out the steps for recording and reporting incidents of reasonable force, seclusion and restraint
- Protect the safety, wellbeing and dignity of all pupils and staff, and help create a positive and safe place for everyone at school

2. Legislation and guidance

This policy is based on the Department for Education (DfE) [guidance on restrictive interventions, including the use of reasonable force, in schools](#). It also meets the requirements of:

- [Section 93 of the Education and Inspections Act 2006](#)
- Section 93A of the Education and Inspections Act 2006, inserted by the [Apprenticeships, Skills, Children and Learning Act 2009](#)
- [Section 550ZA](#) and [section 550ZB](#) of the Education Act 1996
- [Equality Act 2010](#)
- [Health and Safety at Work etc. Act 1974](#) and associated regulations
- [Human Rights Act 1998](#)
- [Keeping Children Safe in Education](#)
- [The Schools \(Recording and Reporting of Seclusion and Restraint\) \(No. 2\) \(England\) Regulations 2025](#)
- Department for Education guidance on [searching, screening and confiscation](#)

This policy also complies with our funding agreement and articles of association.

3. Definitions

The terms we use in this policy are defined as follows. These definitions are based on the Department for Education's guidance on restrictive interventions (linked to in section 2 of this policy).

- **Restrictive interventions** are used to prevent, restrict or subdue movement of the body or part of the body. This policy uses 'restrictive interventions' as the umbrella term to describe both physical and non-physical actions aimed to restrain pupils in different ways.

Examples of restrictive interventions could include:

- Supervised seclusion of a pupil in an area away from others, where the pupil is prevented from leaving for their own safety and/or the safety of others
- Passive physical contact, such as a staff member blocking a pupil's path if they're running towards danger (like a busy road), or staff standing between pupils to prevent a fight

- **Reasonable force** refers to the broad range of actions used by staff that involve a degree of physical contact to restrain children, using no more force than is needed for the least amount of time, the application of which will depend on the circumstances.

Examples of the use of reasonable force could include:

- A staff member guiding a pupil to safety by the arm
- Staff breaking up a fight between pupils
- A staff member restraining a pupil to prevent injury to the pupil, or others

- **Restraint** is a form of non-disciplinary intervention which immobilises a pupil or limits their movement. This may or may not include direct physical contact.

Examples could include:

- A staff member holding a pupil's arms to their sides when the pupil is attempting to harm themselves or others
- Removing a pupil's crutches

- **Seclusion** is a non-disciplinary intervention that keeps a pupil confined to a place away from others and prevents them from leaving, for the safety of that pupil and/or others. This could be through physical obstruction or by making the pupil believe that they will be punished if they leave. For example, putting a pupil into a 'holding' room until they calm down is a form of seclusion.

See section 3.2 of this policy for more information on seclusion.

- A **significant incident** is any incident where the use of force goes beyond appropriate physical contact between a member of staff and a pupil. This includes when physical force is used to implement a non-physical restrictive intervention.

See section 3.1 of this policy for more information on appropriate physical contact.

3.1 Appropriate physical contact with pupils

Our school does not have a 'no contact' policy. We do not grant any requests by parents/carers or staff members not to use reasonable force and/or other restrictive interventions.

There are circumstances when it is appropriate for staff to have some physical contact with pupils which does not give rise to any question over the use of reasonable force or other restrictive interventions.

Examples include:

- Providing first aid to a pupil
- Guiding or escorting a pupil through the school building or on a school trip by holding their hand
- Comforting a pupil who is upset
- Offering congratulations or praise, such as with a pat on the back or handshake
- To demonstrate how to use a musical instrument
- When demonstrating exercises or techniques during PE lessons or sports coaching

In assessing whether physical contact is appropriate in any given situation, staff should use their professional judgement, and have regard to:

- Our school's child protection and safeguarding policy.
- The specific circumstances, such as whether there are other adults present
- Factors including, but not limited to:
 - The pupil's age
 - Any known vulnerabilities, including whether the pupil has special educational needs and/or disabilities (SEND)
 - Whether any alternative strategies that don't involve physical contact can be used

3.2 Seclusion

As defined above, seclusion is a non-disciplinary intervention that keeps a pupil confined to a place away from others and prevents them from leaving, for the safety of that pupil and/or others. This could be through physical obstruction or by making the pupil believe that they will be punished if they leave. For example, putting a pupil into a 'holding' room until they calm down is a form of seclusion.

We only use seclusion as a safety measure when a pupil is experiencing high levels of emotional or behavioural dysregulation. Seclusion is not used as a threat or punishment. Seclusion is not a disciplinary response to deliberate or wilful misbehaviour. Please see our behaviour policy for information on our response to misbehaviour.

During seclusion:

- The pupil will be secluded in a safe place that does not feel threatening or intimidating to them e.g. the PPA room, sensory room.
- The pupil will be supervised at all times, by at least 1 member of staff that is known to them.

As soon as the immediate risk of harm has reduced, the pupil will be allowed to leave.

Any incident involving the use of seclusion will be recorded and reported in accordance with the procedures set out in section 12 of this policy.

4. Roles and responsibilities

4.1 The local governing board

The local governing board is responsible for:

- › Reviewing and approving this policy
- › Ensuring that a procedure is in place for recording and reporting each:
 - Significant incident involving force
 - Seclusion incident
 - Restraint incident
- › Taking all reasonable steps to ensure that the procedures for recording and reporting the use of force, seclusion and restraint are followed
- › Regularly reviewing and interrogating data on the use of restrictive interventions in our school
- › Supporting and challenging school leaders to identify where changes may be needed to practice. For example:
 - If approaches have been used for some time but haven't been effective
 - If there is any disproportionate use of restrictive interventions, including in relation to pupils who share protected characteristics or have SEND or other types of vulnerabilities

4.2 The headteacher

The headteacher is responsible for:

- › Overall implementation and oversight of this policy
- › Making sure that appropriate and high-quality training on preventative strategies and the safe and lawful use of restrictive interventions is provided for staff who need it, based on our school's individual context and needs
- › Ensuring adequate staffing levels to support positive behaviour management
- › Monitoring incidents involving restrictive interventions, including regular review of incidents to refine and improve processes
- › Ensuring compliance with recording and reporting requirements
- › Authorising staff to search a pupil or their belongings if they have good reason to think the pupil has a prohibited or banned item
- › Following the procedures set out in our complaints policy to deal with any complaint about the use of restrictive interventions
- › Following the statutory safeguarding guidance [Keeping Children Safe in Education](#) if an allegation regarding inappropriate use of force and/or other restrictive intervention is made against a member of staff

4.3 All staff

All members of staff are responsible for:

- › Making sure they have read and understood the principles of this policy and any other linked policies
- › Using de-escalation techniques and positive behaviour management strategies to try to minimise and prevent the need for restrictive interventions
- › Accurately recording every seclusion incident, restraint incident and significant incident involving force that they are involved in
- › Reporting these incidents to the designated safeguarding lead (DSL)
- › Recording any injuries that occur as part of an incident involving restrictive intervention, and following our health and safety policy to ensure these are reported to the Health and Safety Executive where necessary
- › Taking part in training on preventative strategies and the safe and lawful use of restrictive interventions, if relevant to their role (this may include additional training appropriate to their responsibilities)
- › Engaging in follow-up conversation(s) to debrief and reflect on incidents involving restrictive intervention that they were involved in, to help us understand what happened and why

4.4 Designated safeguarding lead (DSL)

The DSL is responsible for:

- › Reporting every seclusion incident, restraint incident and significant incident involving force to each parent/carer of the pupil involved
- › Making sure records are kept securely and in accordance with safeguarding and data protection procedures
- › Contacting the local authority in cases where informing a pupil's parent/carer of the use of reasonable force, seclusion or restraint on their child would put that child at risk of significant harm (see sections 12.2 and 12.3 of this policy)

4.5 Special educational needs co-ordinator (SENCO)

The SENCO is responsible for:

- › Working with pupils, parents/carers and relevant school staff to develop and review behaviour support plans and risk assessments for any pupils with SEND where it's been identified that there is an increased likelihood of the need to use restrictive interventions
- › Ensuring staff are aware of individual pupil needs and associated behaviour support strategies
- › Working with staff who know pupils well, to identify and manage risk (such as trigger points when challenging behaviour is more likely to occur)
- › Working with pupils, parents/carers, staff and other relevant professionals to develop prevention and de-escalation strategies
- › Advising on reasonable adjustments for any pupils with disabilities when considering prevention and de-escalation strategies
- › Participating in the review of restrictive intervention incidents involving any pupil with SEND
- › Providing advice and support on the application of this policy for pupils with SEND
- › Contributing to staff training on SEND and behaviour management, including the use of restrictive interventions

5. Acceptable uses of force

All our school staff have a legal power to use reasonable force in certain situations.

Staff can use reasonable force to prevent or stop a pupil from:

- Hurting themselves or others
- Committing a criminal offence
- Damaging property
- Causing disorder among pupils, in or out of lessons

While all staff have this power, some staff, especially those who work closely with pupils who might show challenging behaviour, are more likely to need to use it than others.

We will ensure staff are adequately trained and that risk assessments are carried out where necessary. See section 11 of this policy for information on training and risk assessments.

Any significant incident involving the use of force will be recorded and reported in accordance with the procedures set out in section 12 of this policy.

6. Unacceptable uses of force

It is illegal to use force on a pupil for the purpose of punishment. We never use force as a sanction, threat or deterrent.

Our staff understand that any form of force or restraint carries a risk of physical and psychological harm, so we always avoid using these measures where possible.

The following uses of force are **never acceptable**:

- Staff using force for the purpose of punishment
- Staff restraining a pupil in a way that affects their airway, breathing or circulation, for example by covering their nose and/or mouth or applying pressure to their neck or abdomen
- Staff using force on the ground. If a pupil is unintentionally held on the ground, staff should release their hold or move into a safer position as quickly as possible

Section 5 of this policy sets out the instances where staff may use reasonable force. Section 9 of this policy provides guidance for staff on what to consider before using it.

7. Using reasonable force to search pupils

The headteacher and any member of staff authorised by the headteacher have a statutory power to search a pupil or their belongings if they have reasonable grounds to suspect that the pupil may have a prohibited item (as listed in the DfE's [searching, screening and confiscation guidance](#)) or an item banned under our school rules.

They **can** use reasonable force to search for prohibited items (as listed in the DfE's searching, screening and confiscation guidance), such as knives, weapons, stolen items or illegal drugs. They **cannot** use reasonable force to search for items that are banned under our school rules only, such as mobile phones.

The decision to use reasonable force to carry out a search should be made carefully, on a case-by-case basis and taking into consideration the level of risk to pupils and staff. Please see our behaviour policy for more information on how we conduct searches.

8. Prevention and de-escalation strategies

Restrictive intervention is used only when necessary. We aim to minimise its use as much as possible, using both whole-school and individual approaches.

Our whole-school approach includes:

- › Consideration of how our school and classroom environment can support all pupils to achieve and thrive
- › Sharing best practice for whole-class behaviour management, and for managing communal spaces such as corridors and playgrounds
- › Training staff in effective communication strategies, such as using appropriate tone of voice and empathy to aid de-escalation
- › Development of working staff-pupil relationships and trust
- › Recording and analysing data on the use of restrictive interventions to inform improvement planning

The individual approaches we use include:

- › Working closely with parents/carers to support individual pupils
- › Strategies to support individual pupils based on their identified needs, including:
 - The development of behaviour support plans
 - Strategies to help pupils calm down before their behaviour escalates
 - Making 'reasonable adjustments' where a pupil has a disability, to help them participate in school life as fully as possible

8.1 De-escalation when a situation arises

When a staff member is faced with a situation where a restrictive intervention may need to be used, they should consider using de-escalation techniques first, wherever possible. Techniques that could be used in these situations include:

- › Having open body language and being aware of a pupil's personal space
- › Taking a pupil away from an 'audience' – speaking to them on their own rather than in front of a group of other pupils or staff
- › Using empathy – asking the pupil to help you understand their feelings
- › Distraction techniques
- › Offering a calm space for the pupil to go to so they can self-regulate
- › Verbal warnings – calmly reminding the pupil of the consequences of their behaviour

9. Deciding when the use of restrictive interventions is appropriate

9.1 Necessity and proportionality

The decision on whether to use restrictive interventions is down to the professional judgment of the staff member and will always depend on the individual circumstances of each situation.

Staff should always consider whether there are other ways to manage the situation, such as the de-escalation techniques outlined in section 8.1 of this policy and/or seeking assistance from a colleague. However, there may be times when staff have no other choice but to use restrictive interventions, to reduce the risk of harm to the pupil and/or others.

When assessing whether a restrictive intervention is required, staff should always consider:

- › **Is it necessary?**
 - Are there other more effective, less restrictive ways to manage the situation?

- Is a restrictive intervention likely to successfully reduce the risks, or could its use escalate the situation further or cause more harm than the behaviour itself?

➤ Is it proportionate?

- Staff should use the **least** amount of force or the **least** restrictive intervention for the **least** amount of time required to reduce the risks
- If the intervention itself is escalating the situation, staff should reconsider their approach and attempt an alternative strategy
- Staff should consider the individual circumstances of the pupil, such as their age, size and any medical conditions, SEND or other vulnerabilities

9.2 Pupil and staff welfare

Pupil welfare

The most important consideration when using a restrictive intervention is the safety and wellbeing of the pupil involved, as well as the safety of other pupils and staff. Staff should always consider the potential impact on the pupil's welfare balanced against any actions taken. For example, staff should bear in mind that pupils who have experienced adverse life events, trauma or neglect, or who have diagnosed or undiagnosed medical conditions or sensory impairments, communication difficulties or other needs, may find the use of restrictive interventions particularly distressing.

If a restrictive intervention is needed, staff should always aim to maintain respect for a pupil's dignity. This includes consideration of the location and environment where any intervention is used, such as in front of their peers.

Staff should, wherever possible, clearly and calmly communicate to the pupil what is happening, why, and what the pupil needs to do, including using verbal and non-verbal strategies where needed, and giving time for the pupil to process information and respond where appropriate.

Staff should seek to understand how the pupil is feeling and use this information to determine whether the restrictive intervention should be, or continue to be, applied, reduced or stopped.

Support following an incident

As soon as possible after any use of restrictive intervention, our school will evaluate the incident to understand why restrictive intervention was used, the impact on pupils and staff, any patterns and trends, and how another incident could be avoided in the future.

Our school will make sure each pupil and staff member involved get the right support, including a medical assessment and treatment if needed, and an opportunity to reflect on and talk through the incident.

This follow-up conversation(s) will be part of the overall debriefing process to understand what happened during the incident and why, based on separate reflections from all parties involved. Conversations should also aim to repair and rebuild relationships through dialogue.

Wherever possible, this process will be facilitated by a staff member who was not involved in the incident. It may also include the presence of an additional person to ensure impartiality and support. The school will continue to monitor pupil and staff wellbeing and provide additional support if needed.

Depending on the circumstances, support may also be offered to those who witnessed the incident.

10. Considerations for pupils with SEND

We understand that pupils with SEND may react to distressing or confusing situations by displaying behaviours which may be harmful to themselves and others. Pupils who have difficulty communicating verbally might show their needs and discomfort through their actions.

Our school is committed to understanding what might trigger challenging behaviour in pupils with SEND, and to providing the right support and an inclusive environment.

We will carry out risk assessments for pupils with SEND, where we identify that there is an increased likelihood of needing to use reasonable force and/or other restrictive interventions. Our school is aware of its duty under the Equality Act 2010 to make reasonable adjustments for pupils with disabilities to avoid disadvantage and ensure they can take part in school life as fully as possible.

We will utilise staff who know individual pupils well to help identify and manage risk, such as trigger points when challenging behaviour is more likely to occur, and develop proactive strategies to reduce the likelihood of restrictive interventions being used. We will also work with the pupil, their parents/carers and other professionals to develop prevention and de-escalation strategies.

These strategies might include:

- Removing stimuli that may be causing distress to the pupil
- Staff members changing how they communicate with the pupil, such as being more mindful of body language, facial expressions and/or tone of voice
- Helping the pupil express their emotions before getting overwhelmed
- Engaging the pupil in activities to help them regulate their emotions
- Distracting the pupil with familiar objects or activities to redirect their attention

Where appropriate, we will create individual behaviour support plans for pupils with SEND. The plan will be reviewed regularly, and following any significant incident, with the pupil and parents/carers to make sure it's still working well. The plan will:

- Outline any adjustments, such as to address aspects of the school environment which the pupil finds challenging
- Explain the best ways to communicate with the pupil
- In some cases, specify when increased physical contact with staff might be appropriate. These situations will be discussed with everyone involved and clearly written down in the plan

11. Training and risk assessments

Our school will make sure that all staff who are likely to need to use reasonable force and/or other restrictive interventions are adequately trained in their safe and lawful use and in preventative strategies.

We also have a duty to ensure the health, safety and welfare of our staff. Therefore, we carry out risk assessments to ensure that staff who regularly work alongside pupils where the use of reasonable force and/or other restrictive interventions may be required can do so as safely as possible.

12. Recording and reporting arrangements

We have a legal duty to record and report all:

- Significant incidents involving force (see section 3 of this policy for a definition of 'significant incident')
- Seclusion incidents
- Restraint incidents

12.1 Recording incidents

Our school has a clear process in place for recording the incidents listed above. This is listed in Appendix 1.

Staff must record incidents in writing, as soon as possible after the event, and should endeavour to do this on the same day. Staff should do this even if the use of restrictive interventions is agreed as part of a pupil's behaviour support plan.

For significant incidents involving force, we will record:

- › The names of the pupil and staff members directly involved
- › Any relevant needs or circumstances of the pupil, including whether they have an identified special educational need or disability, and their SEN status code
- › The time, date, location and approximate duration of the intervention
- › A clear and brief description of what happened, including:
 - What led up to the incident
 - Any known or potential triggers for the behaviour
 - Any preventative or de-escalation strategies used
 - The type and degree of reasonable force used
 - Details of any physical injuries sustained, if applicable
- › A brief explanation of why using force was assessed as necessary in that situation
- › Details of any support given after the incident, such as medical help or emotional support
- › A copy is given to parents/carers

For seclusion incidents and restraint incidents, we will record:

- › The names of the pupil and staff members directly involved
- › Any relevant needs or circumstances of the pupil, including whether they have an identified special educational need or disability, and their SEN status code
- › The time, date, location and approximate duration of the intervention
- › A brief explanation of why the intervention was assessed as necessary in that situation
- › Details of any physical injuries sustained, if applicable
- › Details of any support given after the incident, such as medical help or emotional support
- › A copy is given to parents/carers

Note: if a seclusion or restraint incident also constitutes a significant incident involving force, we will record it in line with our procedure for recording significant incidents involving force. It does not need to be recorded twice.

Completed reports will be kept securely and retained in line with our data protection procedures.

12.2 Reporting incidents to parents/carers

When reporting an incident to parents/carers, we will take the following steps:

We will inform parents/carers about an incident as soon as we can after it happens and will endeavour to do this on the same day. We will do this even if the use of restrictive interventions is agreed as part of a pupil's behaviour support plan.

There is 1 exception to this:

- › If a member of staff thinks that telling the pupil's parents/carers would likely result in significant harm to that pupil. In these cases, we will report the incident to any parent(s)/carer(s) who it can be reported to without resulting in significant harm or, if there are none, to the local authority where the pupil ordinarily resides (see section 12.3 of this policy)

When we report **significant incidents involving force** to parents/carers, we will include the following details:

- › The time, date, location and approximate duration of the intervention
- › A brief explanation of why the intervention was assessed as necessary in that situation
- › A short description of the type and degree of force that was used
- › Details of any physical injuries sustained, if applicable

When we report **seclusion incidents and restraint incidents** to parents/carers, we will provide parents/carers with a copy of our written record of the incident.

Note: if a seclusion or restraint incident also constitutes a significant incident involving force, we will report it in line with our procedure for reporting significant incidents involving force. It does not need to be reported twice.

When reporting to parents/carers, we will have regard to data protection requirements when deciding what information to share. For example, we will not include any identifying details of any other pupil.

Following up with parents/carers after an incident

- › Any behavioural triggers or warning signs of an impending incident
- › Whether any agreed behaviour support plans were followed
- › What de-escalation strategies were used and how effective they were
- › What might be done differently in the future

12.3 Reporting incidents to the local authority

In cases where we have assessed that an incident needs to be reported to the local authority where the pupil ordinarily resides (as outlined in section 12.2), this report will include all the information that we would normally share with the pupil's parents/carers, as well as the reasons why we thought it was unsafe to tell the pupil's parents/carers directly.

In cases where a pupil has parents/carers and is the subject of a care order under section 31 of the Children Act 1989 or is being accommodated under section 20 of the Children Act 1989, we will report the incident to the relevant local authority in addition to the parents/carers (unless we deem it unsafe to inform the parents/carers, as set out in section 12.2 of this policy).

13. Complaints and allegations

Any complaints about the use of restrictive interventions will be handled through our school's complaints policy, which you can find on the school website.

We take any allegation of inappropriate use of force and/or other restrictive interventions made against a member of staff very seriously. We will deal with allegations in line with the statutory safeguarding guidance [Keeping Children Safe in Education](#).

14. Monitoring and review


This policy will be reviewed every 3 years by the headteacher.

At every review, this policy will be approved by the full local governing body.

15. Links with other policies

This policy links to the following policies and procedures:

- Behaviour policy
- Child protection and safeguarding policy
- Complaints policy
- Health and safety policy
- SEND policy



Appendix 1



Record of Incident Requiring Physical Intervention – do not complete electronically

Name of child/young person concerned: _____ Age: _____

Name of Person using the measure: _____

Name of other people present: _____

Incident: Date: _____ Time: _____ lesson/Period: _____ Location: _____

Details of behaviour leading up to the use of the measure (what was child/young person doing or saying):

Details of any De-escalation strategies used to avoid the need to use physical intervention (what you did, what you said, what you tried):

(tick as appropriate)

Humour	<input type="checkbox"/>	Verbal advice & support	<input type="checkbox"/>	Firm clear directions	<input type="checkbox"/>	Negotiation	<input type="checkbox"/>
Diversion	<input type="checkbox"/>	Planned ignoring	<input type="checkbox"/>	Limited choices given	<input type="checkbox"/>	Reassurance/support offered	<input type="checkbox"/>
Distraction	<input type="checkbox"/>	Contingent touch	<input type="checkbox"/>	Calm talking	<input type="checkbox"/>	Patience	<input type="checkbox"/>
Swap adult	<input type="checkbox"/>	Withdrawal directed	<input type="checkbox"/>	Withdrawal offered	<input type="checkbox"/>	Reminders about consequences	<input type="checkbox"/>
Calm stance	<input type="checkbox"/>	Clear warning given	<input type="checkbox"/>	Success reminders	<input type="checkbox"/>	Reminder of behaviour expectation	<input type="checkbox"/>
	<input type="checkbox"/>	Change of location	<input type="checkbox"/>	Change of task	<input type="checkbox"/>	Audience removed	<input type="checkbox"/>

Other:

What was the behaviour you witnessed which made physical intervention necessary? (tick)

Self Harm	<input type="checkbox"/>	Violence towards staff	<input type="checkbox"/>	Risk to self	<input type="checkbox"/>	Risk to environment	<input type="checkbox"/>
Risk of criminal offence	<input type="checkbox"/>	Serious disruption to School	<input type="checkbox"/>	Fighting	<input type="checkbox"/>	Attempts to place self in danger	<input type="checkbox"/>
Violence towards pupils	<input type="checkbox"/>	Damage to property	<input type="checkbox"/>	Threat of absconding	<input type="checkbox"/>	Refusal to stop unsafe behaviour	<input type="checkbox"/>

Provide details of other reasons:

Identified Reasons for behaviour:

RESTRICTIVE INTERVENTIONS SUMMER 2026

Task Frustration Reaction to name-calling/provocation Personal issues/problems
 Challenge of adult authority Re-emergence of earlier incident Not known

Team teach Authorised holds
Please number in order used.

Guiding and escorting	Figure of four	Wrap to ground kneeling	
Friendly hold	One-person double elbow	Wrap to chairs	
One-person single elbow	Two-person double elbow	Wrap to chairs + leg sweep	
Two-person single elbow	Wrap hold	Half shield	
Small person escort	Other		

Give details of staff exchanges:

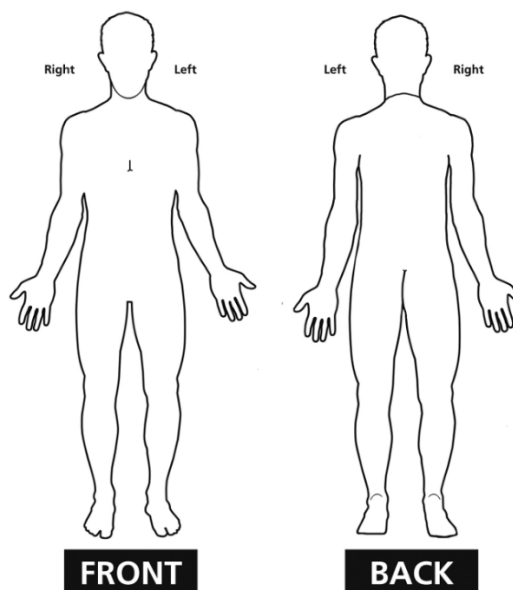
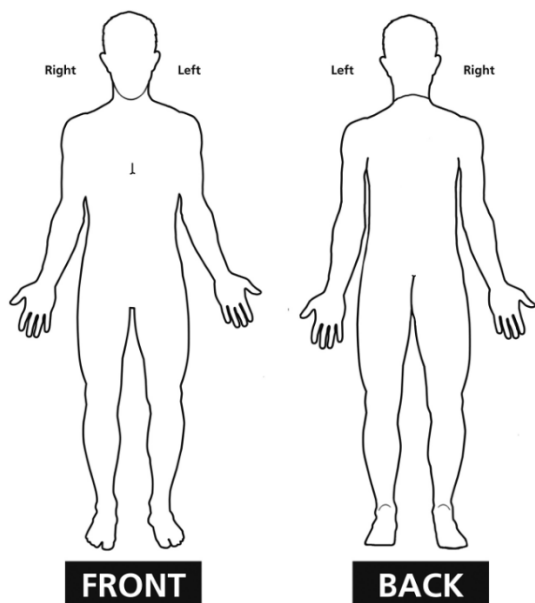
Duration of Physical intervention/restriction: _____ **duration of Intervention overall:**

Were ABC (airways, breathing, circulation) monitored throughout PI? _____

Provide details of any injury to:

Pupil

Adults



RESTRICTIVE INTERVENTIONS SUMMER 2026

Details of First Aid given?

To whom? _____ **First aider:** _____ **See first aid log**

How was the incident resolved?

Parent/carer: contacted by:

Review of pupil's positive handling plan and risk assessment as a result of this incident: Yes/No

By whom? _____

Staff Name (print)	Signature	Date

Agreed by Pupil: _____ **Monitored by:** _____